



RONGYAN SOLUTIONS ENGINEERING

WORKING POSITION APPARATUS 工位器具篇



国内最专业的仓储物流设备制造商



上海荣彦物流设备有限公司
RONGYAN SOLUTIONS ENGINEERING CO., LTD

Enterprise introduction

企业简介 RONGYAN SOLUTION ENGINEERING

上海荣彦物流设备有限公司是一家专业从事企业车间仓储物流设备的专业制造公司, 致力于为物流, 仓储系统提供规划, 设计, 制造, 安装, 保养等整体服务我们的产品涵盖工具箱, 工具车, 工作台, 储物柜, 工业用货架及各种物料整理架等, 是现代企业提高效率, 节约空间, 创造利润不可或缺的生产设备。本公司具有较强的生产能力, 更拥有一支技术精湛的设计和制造队伍, 并拥有完善的售后保障体系, 由经验丰富的技术人员为客户提供周到的服务公司已通过ISO9001国际质量体系认证, 我公司以满足客户需要为目标, 为客户提供更完美的设计规划方案, 最高性价比的产品和最完善的服务。我公司产品广泛应用于机械, 电子, 汽车, 邮电, 铁路, 码头, 食品, 医药, 纺织, 石化, 文教, 金融等行业。

Shanghai Rong Yan Logistics Equipment Limited company is one of the specialized enterprises engaged in the workshop warehousing logistics equipment, devotes in the logistics, provides the plan, the design, the manufacture, the installment, maintains and so on the whole services for the warehousing system. Our product covering toolbox, the tool valve, the work table, Container, the industrial used shelf and each material reorganize and so on... is the modern enterprise enhances the efficiency, saves the space, the creation profit indispensable production equipment. This company has the strong productivity, has a technical exquisite design and the manufacture troop, and has the consummation post-sale safeguard system, provides the thorough service by the experienced technical personnel for the customer. Our company passed the international Agreements on ISO9001 standards system, we devote ourself into providing the best service for all of our customers and endeavors to provide the most perfect design scheme.

Our products are widely used in electromechanical industry, aviation, electronics, machinery, automobiles, post and communication, railway, harbor, food, medicine, textile, petrochemical industry, culture, education, ban king etc.



瑞士金马自动喷枪



烘道



数控折剪机



自动冲孔线



乳机



数控剪切



激光切割



转塔冲床



全自动涂装线



新工厂厂房

荣彦仓储， 尽你所需

Constant innovation constantly breakthroughs

公司主要的服务和产品：

- 物流仓储系统的规划和设计；
- 自动化立体仓库货架系统和管理控制系统；
- 堆垛机、高速提升机、旋转平台和物流输送系统；
- 阁楼式货架和钢结构平台系统；
- 轻、中、重型组合可调节式货架和各种非标货架；
- 各种标准、非标工位器具。
- To design and develop logistic system for every walk of life;
- Automatic Stereo Storage rack system and management controlling system;
- Stacker Cranes, High-speed Lifts, Tilt/Rotation Stage and conveyance system;
- Multi-tier racking and steel structure galley;
- Light, middle, heavy kinds of adjustable composite storage racking and all kind of non-standard storage racking;
- Several of standard, non-standard station equipments.



PALLT RACKING

公司宗旨： 品质一流 服务一流
High Quality, Superior Service



Contents 目录

06 Tool Cabinet Series
工具柜系列

28 Worktable Series
工作台系列

45 Carton Flow Racking
工作椅系列

46 Lockers Series
储物柜系列

50 Cutting Tool Storage Cabinets Series
刀具储运系列

56 Hanger Racks For Materials Series
物料整理架系列

59 Tool Trolley -Light Series
轻量工具车系列

61 Trolley Series
推车系列

66 Logistic Steel Boxes Series
物流板箱系列


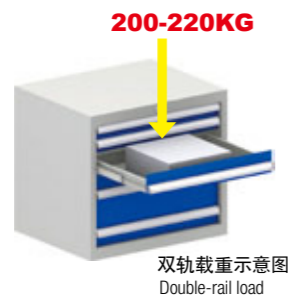
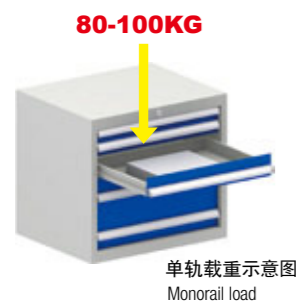
67 Oil Products Storage And
Transportation Series
油品储运系列

荣彦工具柜特点

Features of Rongyan Tool Cabinets

- 1、优质的板材和特殊的表面处理可适合不同工厂工作环境。
- 2、采用专业模具冲压的钢制载重导轨，能使抽屉在空载和重压下皆可轻松开启。
- 3、抽屉内有可分隔隔板，可自由分隔储物空间。
- 4、先进的中央立锁(可配安全搭扣)，可保证抽屉的安全开启和管理。
- 5、专用铝合金抽屉把手，可更换标签，而且美观实用。
- 6、可自由选择配置不同高度的抽屉，充分满足用户需求。
- 7、柜体底部垫脚，既保护柜体不受损坏，又方便用叉车搬运。


1. High-quality boards and special surface treatment adapt to different working conditions of plants.
2. By steel guide rail punched by specialized moulds, the drawer can be easily opened under zero load or great weight.
3. The separable partition inside the drawer can freely partition the storage space.
4. Advanced central lock (safety clasp is optional) can ensure the drawer is safely opened and managed.
5. Replaceable tags are specially used for the handles of aluminum alloy. They look beautiful and practical.
6. The height of drawers is optional, so users'needs can be fully satisfied.
7. The cabinet feet on the bottom not only protect the cabinet from being damaged, but are also favorable for being moved by forklifts conveniently.



抽屉分隔示例分类:

Classification of Drawer Compartments

规格类型 Spec/type	规格 Spec W*H*D	槽宽 Slot width
二槽 2 nd slot	152×152×35	71
三槽 3 rd slot	152×152×35	46
四槽 4 th slot	152×152×35	33




分隔片:
分隔片根据分隔条的位置可适当调节横向空间

Divided board
The transverse space can be appropriately adjusted by the divided board according to the position of the partition bar.



分隔条:
分隔条每隔20mm有一插槽可调节抽屉纵向空间

Partition Bar
There is a slot every 20 mm on the partition bar, which can adjust the longitudinal space of the drawer.



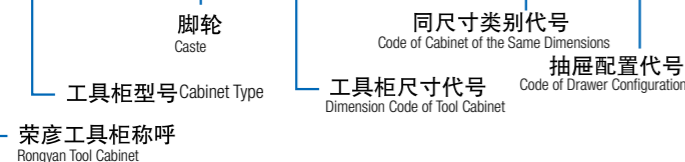
抽屉高度 Drawer Height	材质 material	W (mm)	D (mm)	H (mm)
50mm	ABS	75	75	25
	ABS	150	75	25
	ABS	150	150	25
75mm	ABS	75	75	45
	ABS	150	75	45
	ABS	150	150	45
100mm	ABS	75	75	70
	ABS	150	75	70
	ABS	150	150	70

标准工具柜型号分类:

Types of Standard Tool Cabinets

荣彦工具柜型号说明 Types of Rongyan Tool Cabinets

R F L M - 1 0 0 5 1 - *

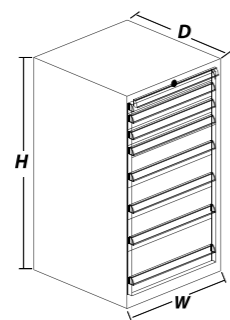
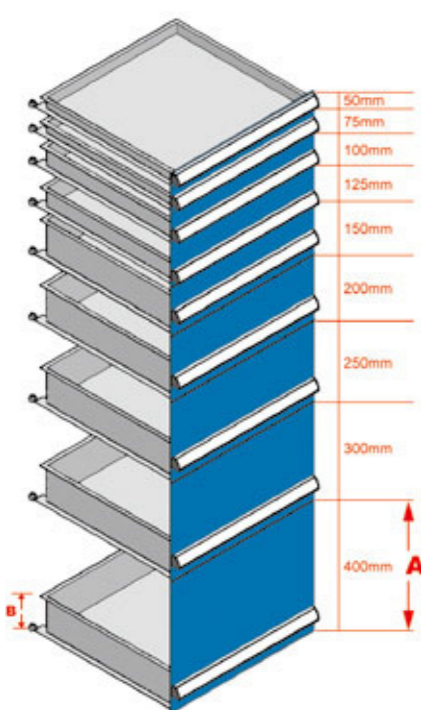


型号Type	RSL	RFL	RFD	RML	RMD	RTD	RWL	RWD
柜体平面尺寸 Plane Dimension of Cabinet	411×572	564×572	564×725	717×572	717×725	870×725	1023×572	1023×725

工具柜抽屉规格数据

Drawer Specification of Tool Cabinet

- 抽屉高度采用25mm倍数配置, 从最小高度50mm到高度400mm, 多种规格可供选择。
- 抽屉数量可在柜体允许范围内随意配置, 柜体高度减100mm即为可配置抽屉的总高度。
- 同一柜体内, 抽屉导轨可选择全单轨、全双轨或单双混合配置。所有高度为50mm的抽屉只有单轨。
- The drawer height is determined based on the multiple of 25mm, ranging from 50mm to 400mm. multiple specifications are available for selection.
- The number of drawers can be randomly determined within the range permitted by the cabinet. The total height of configurable drawers equals to the difference of the cabinet height and 100mm.
- Within a cabinet, the drawers can be equipped with all monorails, double rails or mixed configuration of monorails and double rails. All drawers with a height of 50mm can only be designed with monorails.



规格Spec:(W×D) 单位Unit: mm

柜体规格 Cabinet Spec	抽屉规格 Drawer Spec
411×572	306×459
411×725	306×612
564×572	459×459
564×725	459×612
717×572	612×459
717×725	612×612
870×572	765×459
870×725	765×612
1023×572	918×459
1023×725	918×612

灵活的组合 适合各种工位应用

Flexible combination
Suitable for a variety of applications

工具柜, 作为一种零备件存放的专用存放工具, 具有存放量大、量重的特殊功能, 另外特有的分隔分类有很强的目测效果。

Tool cabinets, specially used for storing spare parts, are unique with large storage capacity and loads. In addition, they are equipped with special compartments which can be easily identified.



单位Unit:mm

A抽屉高度 Height of Drawer A	50	75	100	125	150	200	250	300	400
B层端高度 Height of Drawer B	33	52	77	77	127	127	127	127	127
可用高度 Available height	单轨 monorail	36	61	86	111	136	186	236	286
	双轨 double rail	54	79	104	129	179	229	279	329

THE STANDARD COLOURS

标准颜色

For technical reasons, the printed colours shown here may differ from the original shades. 因印刷原因, 请以我们提供的国际标准色号为准。




RSL-411 Series 系列工具柜

W411 × D572




型号Type:
RSL-06502
规格Spec:(W×D×H),mm
411×572×650
抽屉配置Drawer Configuration:
2×75,1×150,1×250



411 × 572

规格spec:W×D×H 单位unit: mm



RSL-05001
• 规格(Spec):411×572×500
• 抽屉配置(Drawer Configuration):
1×50-1×150-1×200

RSL-06501
• 规格(Spec):411×572×650
• 抽屉配置(Drawer Configuration):
1×100-1×150-1×300

RSL-06502
• 规格(Spec):411×572×650
• 抽屉配置(Drawer Configuration):
2×75-1×150-1×250

RSL-07001
• 规格(Spec):411×572×700
• 抽屉配置(Drawer Configuration):
1×75-1×100-1×125-1×300



RSLM-06551
• 规格(Spec):411×572×655
• 抽屉配置(Drawer Configuration):
1×50-1×150-1×200



RSLM-08051
• 规格(Spec):411×572×805
• 抽屉配置(Drawer Configuration):
1×100-1×150-1×300



RSLM-08052
• 规格(Spec):411×572×805
• 抽屉配置(Drawer Configuration):
1×50-1×75-1×125-1×300



RSLM-08053
• 规格(Spec):411×572×805
• 抽屉配置(Drawer Configuration):
2×75-1×150-1×250




RSLD-06501
• 规格(Spec):411×572×650
• 抽屉配置(Drawer Configuration):
1×100-1×450(门door)*无搁板(no shelving)



RSLD-06502
• 规格(Spec):411×572×650
• 抽屉配置(Drawer Configuration):
1×550(门door)*配1层搁板(with a layer of shelving)

工具车型
Tool Vehicle




RFL-564 Series 系列工具柜

W564 × D572




型号Type:
RFL-10001
规格Spec:(W×D×H),mm
564×572×1000
抽屉配置Drawer Configuration:
2×75,1×100,1×150,1×200,1×300



564 × 572

规格spec:W×D×H 单位unit: mm



RFL-04001
• 规格(Spec):564×572×400
• 抽屉配置(Drawer Configuration):
2×75-1×150

RFL-05001
• 规格(Spec):564×572×500
• 抽屉配置(Drawer Configuration):
1×50-1×150-1×200

RFL-05002
• 规格(Spec):564×572×500
• 抽屉配置(Drawer Configuration):
1×50-2×100-1×150

RFL-06501
• 规格(Spec):564×572×650
• 抽屉配置(Drawer Configuration):
1×100-1×150-1×300



RFL-06502
• 规格(Spec):564×572×650
• 抽屉配置(Drawer Configuration):
2×75-1×150-1×250



RFL-06503
• 规格(Spec):564×572×650
• 抽屉配置(Drawer Configuration):
1×50-1×75-1×100-1×125-1×200



RFL-07001
• 规格(Spec):564×572×700
• 抽屉配置(Drawer Configuration):
1×75-1×100-1×125-1×300



RFL-08501
• 规格(Spec):564×572×850
• 抽屉配置(Drawer Configuration):
1×50-2×100-1×200-1×300

564 × 572

规格spec:W×D×H 单位unit: mm



RFL-10001
• 规格(Spec):564×572×1000
• 抽屉配置(Drawer Configuration): 2×75-1×100-1×150-1×200-1×300



RFL-10002
• 规格(Spec):564×572×1000
• 抽屉配置(Drawer Configuration): 2×75-2×100-2×150-1×250



RFL-10003
• 规格(Spec):564×572×1000
• 抽屉配置(Drawer Configuration): 2×50-2×75-1×100-2×150-1×250



RFL-11501
• 规格(Spec):564×572×1150
• 抽屉配置(Drawer Configuration): 1×50-2×75-2×100-1×150-1×200-1×300



RFL-12502
• 规格(Spec):564×572×1250
• 抽屉配置(Drawer Configuration): 2×75-2×150-1×200-2×250



RFL-12501
• 规格(Spec):564×572×1250
• 抽屉配置(Drawer Configuration): 2×75-2×100-2×150-2×250



RFL-14501
• 规格(Spec):564×572×1450
• 抽屉配置(Drawer Configuration): 2×75-1×100-4×150-1×200-1×300



RFL-14502
• 规格(Spec):564×572×1450
• 抽屉配置(Drawer Configuration): 1×50-2×75-2×100-3×150-1×200-1×300



RFLM-06551
• 规格(Spec):564×572×655
• 抽屉配置(Drawer Configuration): 1×50-2×100-1×150



RFLM-06552
• 规格(Spec):564×572×655
• 抽屉配置(Drawer Configuration): 2×100-1×200



RFLM-08051
• 规格(Spec):564×572×805
• 抽屉配置(Drawer Configuration): 2×75-1×150-1×250



RFLM-08052
• 规格(Spec):564×572×805
• 抽屉配置(Drawer Configuration): 2×75-1×150



RFLM-08053
• 规格(Spec):564×572×805
• 抽屉配置(Drawer Configuration): 2×75-1×150



RFLM-08054
• 规格(Spec):564×572×805
• 抽屉配置(Drawer Configuration): 2×75-2×100-1×200



RFLM-08551
• 规格(Spec):564×572×855
• 抽屉配置(Drawer Configuration): 1×75-1×100-1×125-1×300



RFLM-08552
• 规格(Spec):564×572×855
• 抽屉配置(Drawer Configuration): 2×75-2×100-1×250



RFLM-10051
• 规格(Spec):564×572×1005
• 抽屉配置(Drawer Configuration): 2×75-3×100-2×150



RFLD-06501
• 规格(Spec):564×572×650
• 抽屉配置(Drawer Configuration): 1×100-1×450(1门)
*门内无搁板




RFLD-08501
• 规格(Spec):564×572×850
• 抽屉配置(Drawer Configuration): 1×100-1×650(1门)
*门内配1层搁板



RFLD-08502
• 规格(Spec):564×572×850
• 抽屉配置(Drawer Configuration): 1×50-1×100-1×150-1×450(1门)

RFD-564 Series 系列工具柜

W564 × D725



型号Type:
RFD-06503
规格Spec:(W×D×H),mm
564×725×650
抽屉配置Drawer Configuration:
2×75,1×150,1×250

* RFD-564系列工具柜同样可按RFL-564系列的配置选择
RFD-564 series tool cabinet can also be selected according to the configuration of RFL-564 series

564 × 725

规格spec:W×D×H 单位unit: mm



RFD-06501
• 规格(Spec):564×725×650
• 抽屉配置(Drawer Configuration):
1×100-1×150-1×300



RFD-06502
• 规格(Spec):564×725×650
• 抽屉配置(Drawer Configuration):
1×50-1×75-1×125-1×300



RFD-06504
• 规格(Spec):564×725×650
• 抽屉配置(Drawer Configuration):
1×50-1×75-1×100-1×125-1×200



RFDD-06501
• 规格(Spec):564×725×650
• 抽屉配置(Drawer Configuration):
1×100-1×450(IJ)



RFDM-08051
• 规格(Spec):564×725×805
• 抽屉配置(Drawer Configuration):
1×100-1×150-1×300



RFDM-08052
• 规格(Spec):564×725×805
• 抽屉配置(Drawer Configuration):
1×50-1×75-1×125-1×300



RFDM-08053
• 规格(Spec):564×725×805
• 抽屉配置(Drawer Configuration):
1×50-1×75-1×100-1×125-1×200



RFDM-08054
• 规格(Spec):564×725×805
• 抽屉配置(Drawer Configuration):
2×75-1×150



RFD-07001
• 规格(Spec):564×725×700
• 抽屉配置(Drawer Configuration):
1×75-1×100-1×125-1×300



RFD-08051
• 规格(Spec):564×725×850
• 抽屉配置(Drawer Configuration):
1×50-2×100-1×200-1×300



RFD-10001
• 规格(Spec):564×725×1000
• 抽屉配置(Drawer Configuration):
2×75-1×100-1×150-1×200-1×300



RFD-10002
• 规格(Spec):564×725×1000
• 抽屉配置(Drawer Configuration):
2×75-2×100-2×150-1×250



RFD-10003
• 规格(Spec):564×725×1000
• 抽屉配置(Drawer Configuration):
2×50-2×75-1×100-2×150-1×250



RFD-11501
• 规格(Spec):564×725×1150
• 抽屉配置(Drawer Configuration):
1×50-2×75-2×100-1×150-1×200-1×300



RFD-12501
• 规格(Spec):564×725×1250
• 抽屉配置(Drawer Configuration):
2×75-2×150-1×200-2×250



RFD-12502
• 规格(Spec):564×725×1250
• 抽屉配置(Drawer Configuration):
2×75-2×100-2×150-2×250



RFD-14501
• 规格(Spec):564×725×1450
• 抽屉配置(Drawer Configuration):
2×75-1×100-4×150-1×200-1×300




RFD-14502
• 规格(Spec):564×725×1450
• 抽屉配置(Drawer Configuration):
1×50-2×75-2×100-3×150-1×200-1×300



整装待发
Ready for shipment

RML-717 Series 系列工具柜

W717 × D572



型号Type:	RML-10001
规格Spec:(W×D×H),mm	717×572×1000
抽屉配置Drawer Configuration:	2×75,2×100,2×150,1×250

717 × 572

规格spec:W×D×H 单位unit:mm



RML-06501
 • 规格(Spec):717×572×650
 • 抽屉配置(Drawer Configuration): 1×50-1×75-1×100-1×125-1×200



RML-07001
 • 规格(Spec):717×572×700
 • 抽屉配置(Drawer Configuration): 1×50-2×100-1×150-1×200



RML-08502
 • 规格(Spec):717×572×850
 • 抽屉配置(Drawer Configuration): 1×50-2×100-1×200-1×300



RML-08501
 • 规格(Spec):717×572×850
 • 抽屉配置(Drawer Configuration): 2×75-3×100-2×150



RML-10001
 • 规格(Spec):717×572×1000
 • 抽屉配置(Drawer Configuration): 2×75-2×100-2×150-1×250



RML-10002
 • 规格(Spec):717×572×1000
 • 抽屉配置(Drawer Configuration): 1×50-2×75-2×100-1×200-1×300



RML-10003
 • 规格(Spec):717×572×1000
 • 抽屉配置(Drawer Configuration): 2×50-2×75-1×100-2×150-1×250



RML-11501
 • 规格(Spec):717×572×1150
 • 抽屉配置(Drawer Configuration): 1×50-2×75-2×100-1×150-1×200-1×300



RML-12501
 • 规格(Spec):717×572×1250
 • 抽屉配置(Drawer Configuration): 2×75-2×100-2×150-2×250



RML-14501
 • 规格(Spec):717×572×1450
 • 抽屉配置(Drawer Configuration): 2×75-1×100-4×150-1×200-1×300



RML-14502
 • 规格(Spec):717×572×1450
 • 抽屉配置(Drawer Configuration): 1×50-2×75-2×100-3×150-1×200-1×300



Engineering Practices



RMLM-08051
 • 规格(Spec):717×572×805
 • 抽屉配置(Drawer Configuration): 1×50-1×75-1×100-1×125-1×200



RMLM-08551
 • 规格(Spec):717×572×855
 • 抽屉配置(Drawer Configuration): 1×50-2×100-1×150-1×200



RMLM-10051
 • 规格(Spec):717×572×1005
 • 抽屉配置(Drawer Configuration): 2×75-3×100-2×150



RMD-717 Series 系列工具柜

W717 × D725



型号Type:	RMD-10001
规格Spec:(W×D×H),mm	717×725×1000
抽屉配置Drawer Configuration:	1×50,2×75,2×100, 1×200,1×300



规格spec:W×D×H 单位unit: mm

717 × 725



RMD-07001
 • 规格(Spec):717×725×700
 • 抽屉配置(Drawer Configuration): 1×50·2×100·1×150·1×200



RMD-08501
 • 规格(Spec):717×725×850
 • 抽屉配置(Drawer Configuration): 1×50·2×75·2×100·1×150·1×200



RMD-10001
 • 规格(Spec):717×725×1000
 • 抽屉配置(Drawer Configuration): 1×50·2×75·2×100·1×200·1×300



RMD-10002
 • 规格(Spec):717×725×1000
 • 抽屉配置(Drawer Configuration): 1×50·2×75·3×100·1×150·1×250



RMD-11501
 • 规格(Spec):717×725×1150
 • 抽屉配置(Drawer Configuration): 2×75·1×100·2×150·1×200·1×300



RMD-12501
 • 规格(Spec):717×725×1250
 • 抽屉配置(Drawer Configuration): 2×75·2×150·1×200·2×250



RMD-12502
 • 规格(Spec):717×725×1250
 • 抽屉配置(Drawer Configuration): 2×75·2×100·2×150·2×250



RMD-14501
 • 规格(Spec):717×725×1450
 • 抽屉配置(Drawer Configuration): 3×100·5×150·1×300



RMD-14502
 • 规格(Spec):717×725×1450
 • 抽屉配置(Drawer Configuration): 2×75·1×100·4×150·1×200·1×300




RTD-870 Series 系列工具柜

W870 × D725



型号Type:
RTD-10001
规格Spec:(W×D×H),mm
870×725×1000
抽屉配置Drawer Configuration:
1×50,2×75,2×100,1×200,1×300




RWL-1023 Series 系列工具柜

W1023 × D572



型号Type:
RWD-10002
规格Spec:(W×D×H),mm
1023×725×1000
抽屉配置Drawer Configuration:
2×75,2×100,2×150,1×250



Engineering Practices



RWD-10001
 • 规格(Spec):1023×725×1000
 • 抽屉配置(Drawer Configuration):
 3×100 - 2×150 - 1×300



RWD-10003
 • 规格(Spec):1023×725×1000
 • 抽屉配置(Drawer Configuration):
 1×50 - 2×75 - 3×100 - 1×150 - 1×250



RWD-14501
 • 规格(Spec):1023×725×1450
 • 抽屉配置(Drawer Configuration):
 2×75 - 2×100 - 2×150 - 2×200.1×300



Engineering Practices

荣彦工程实例
RYWL

RCQB 派生系列工具柜

Derivative Series of Tool Cabinets



型号Type:
 RCQB-4MD-G
 规格Spec:(W×D×H),mm
 930×572×900
 抽屉配置Drawer Configuration:
 4个抽屉和1×800门(带2层搁板)
 (with two layer of shelving)



专用推手Special handle



旋转锁 Rotation lock



RCQB-4D-G加脚型
 Trolley of legs



RCQB-D
 • 规格(Spec):930×572×900
 • 配置Configuration:
 2×800(门,带两层搁板)(Door,with two layer of shelving)



RCQB-3D
 • 规格(Spec):930×572×900
 • 配置Configuration:
 3个抽屉和1个800门(带两层搁板)
 3 drawers and 1 of 800 (with two layer of shelf)



RCQB-4D
 • 规格(Spec):930×572×900
 • 配置Configuration:
 4个抽屉和1个800门(带两层搁板)
 4 drawers and 1 of 800 (with two layer of shelf)



RCQB-MD
 • 规格(Spec):930×572×900
 • 配置Configuration:
 2×800(门,带两层搁板)
 (Door,with two layer of shelf)



RCQB-3MD
 • 规格(Spec):930×572×900
 • 配置Configuration:
 3个抽屉和1个800门(带两层搁板)
 3 drawers and 1 of 800 (with two layer of shelf)



RCQB-4MD
 • 规格(Spec):930×572×900
 • 配置Configuration:
 4个抽屉和1个800门(带两层搁板)
 4 drawers and 1 of 800 (with two layer of shelf)

RCRB 派生系列工具柜

Derivative Series of Tool Cabinets



RCRB-1-2D

- 规格(Spec):900×572×1100
- 配置Configuration: 2×150抽屉drawers, 1×670双开门double-leaf door

RCRB-2-2D

- 规格(Spec):600×572×1100
- 配置Configuration: 2×150抽屉drawers, 1×670单开门single-leaf door, 带一层搁板 (with one layer of shelf)





RCRB-1

- 规格(Spec):900×572×1100
- 配置Configuration: 1×1000双开门double door

RCRB-1-D

- 规格(Spec):900×572×1100
- 配置Configuration: 1×150抽屉drawers, 1×820双开门double door

RCRB-1-2D

- 规格(Spec):900×572×1100
- 配置Configuration: 2×150抽屉drawers, 1×670双开门double door

RCRB-1-2D-G
(RCRB-1-2D的加挂板型Series of hanging plate)

RCRB-2


- 规格(Spec):600×572×1100
- 配置Configuration: 1×1000单开门single-leaf door

RCRB-2-D

- 规格(Spec):600×572×1100
- 配置Configuration: 1×150抽屉drawers, 1×820单开门single-leaf door

RCRB-2-2D

- 规格(Spec):600×572×1100
- 配置Configuration: 2×150抽屉drawers, 1×670单开门single-leaf door



RCPB 派生系列工具柜

Derivative Series of Tool Cabinets





RCPB-2-2D(G)

- 规格(Spec):600×625×1100
- 配置Configuration: 2×100抽屉drawers, 2层搁板和挂板 two layers of shelving and racking

RCPB-1-2D

- 规格(Spec):1050×625×1100
- 配置Configuration: 4×100抽屉drawers, 4层搁板 4 layers of shelving


RCPB-2-2D

- 规格(Spec):600×625×1100
- 配置Configuration: 2×100抽屉drawers, 2层搁板 two layers of shelving

PCPB是标准工具柜中派生演变的一系列柜子, 以实用为目的, 结合美观的造型设计, 满足各种存放物品的要求。

PCPB is a derivative series of standard tool cabinets. They are designed for practical purposes, look beautiful and are qualified for storing various articles.

规格spec:W×D×H 单位unit: mm



RCPB-1-D

- 规格(Spec):1050×625×1100
- 配置Configuration: 2×100抽屉drawers, 4层搁板 four layers of shelving

RCPB-1-3D

- 规格(Spec):1050×625×1100
- 配置Configuration: 6×100抽屉drawers, 2层搁板 two layers of shelving

RCPB-2-D

- 规格(Spec):600×625×1100
- 配置Configuration: 1×100抽屉drawers, 2层搁板 two layers of shelving

RCPB-2-4D

- 规格(Spec):600×625×1100
- 配置Configuration: 4×100抽屉drawers

RCSB 派生系列工具柜

Derivative Series of Tool Cabinets



型号Type:
RCSB-3
规格Spec:(W×D×H),mm
800×475×1000
抽屉配置Drawer Configuration:
2×150, 1×720双开门(Double-leaf Door)



RCSB-2
• 规格(Spec):800×475×1000
• 抽屉配置(Drawer Configuration):
无none, 1×900双开门(double-leaf door,4层小搁板with four layers of small shelving



RCSB-3
• 规格(Spec):800×475×1000
• 抽屉配置(Drawer Configuration):
2×150, 1×720双开门(double-leaf door, 一层搁板 with one layer of shelving



RCSB-4
• 规格(Spec):800×475×1000
• 抽屉配置(Drawer Configuration):
4×100, 1×670双开门, 一层搁板 with one layer of shelving



RCSB-5
• 规格(Spec):800×475×1000
• 抽屉配置(Drawer Configuration):
2×150(built-in)2层小搁板 with two layers of small shelving



RCSB-6
• 规格(Spec):800×475×1000
• 抽屉配置(Drawer Configuration):
4×100(built-in)2层小搁板 with two layers of small shelving



其它派生系列工具柜(二) Other Derivative Series of Tool Cabinets (II)

*具体配置根据现场使用和工具柜配置结合设计
*Specific configuration is designed in combination with field application and the configuration of tool cabinets)



1,500kg

坚固的工作桌框架，保证工作桌能平均承载1500kg的重压，且拆装方便。

Fixed worktable framework makes it possible for the worktable to load a heavy weight of 1,500kg on average. It can be conveniently assembled and disassembled.



加重型工作台 Heavy-load Workstation

适用于汽车、航空、电子、电器等各类机械电子加工业的制造车间和维修备件间，选用不同类型的台面又可满足各种环境的作业操作。
Applicable for manufacturing workshops and rooms of repair parts for various mechanical and electronic industries as regards automobiles, aviation, electronics and electric appliance, etc. Different types of worktables can be used for operation under various environments.



根据需要可搭配不同吊柜、工具柜、挂板等附件
Different accessories such as wall mounted cabinets, tool cabinets and hanging boards, etc can be equipped according to needs

台面根据现场要求可选用不同的桌面
Different desktops can be selected according to on-site requirements.

从 轻型应用到重型应用

From Light-load Application to Heavy-load Application

可选各种桌面材质
Different materials are available for desktop.



铁板覆面
Metal plate covering

铁板包面
Metal sheet

不锈钢桌面
Stainless steel desktop

防护板桌面
Protective sheet

夹板桌面
Plywood desktop

榉木桌面
Beechwood desktop

复合桌面
Compound desktop

重型复合桌面特征

1. 表面2mm厚度为高分子材料，使桌面耐酸碱、耐磨、耐油。
2. 桌面采用高压纤维板，使桌面更具有冲击性。
3. 特别的圆弧桌角，不易受撞击损坏。

Features of compound heavy-load desktop

1. Macromolecular materials are 2mm thick on the surface, so the desktop is acid/alkali-resistant, abrasion-resistant and oil-proof.
2. High-density fiberboard is applied for desktop, in order that the desktop gets more shock resistant.
3. The table-corner is circular arc, so it won't be easily hit and damaged.

夹板工作桌面特征

工作桌面平整，变形小，强度高，抗冲击性好。

Features of plywood desktop

The worktable is smooth of small deformation, high strength and good impact-resistant properties.

榉木齿接桌面特征

1. 用榉木块齿接而成。
2. 工作桌面强度高，适用于在上面进行机械加工。
3. 采用进口榉木，抗冲击性好，可加装台虎钳等附件。

Features of beech wood desktop

1. Connected by beechwood teeth.
2. The worktable is of high strength, upon which machining is permitted.
3. Imported beech wood is utilized, so it is highly impact resistant and can be equipped with accessories such as vise, etc.

铁板合成桌面特征

1. 表面为8mm冷轧钢板。
2. 强度高、耐冲击。
3. 耐磨、耐用、使用寿命长。
4. 适用于工厂钳工作业。

Features of metal desktop

1. The surface is made of 8mm thick cold rolled steel sheet smooth and safe.
2. Of high strength and good impact resistance
3. Abrasion resistant and enduring with long service life
4. Applicable for locksmith operation in plants

不锈钢包面桌面特征

1. 亚光不锈钢包面、平整、安全。
2. 强度高、美观、耐用。
3. 耐酸、耐碱。
4. 适用于防尘防腐的工作环境。

Features of stainless steel desktop

1. Be made of matte finish stainless steel; Of high strength; beautiful; durable.
3. Acid/alkali-proof
4. Applicable for anti-burglary & anti-corrosive working environment.

重型防护板桌面特征


1. 美观、耐磨、防火。
2. 高强度包边，坚固、实用，不易损坏，不易脱落。
3. 适用于一般工作要求。

Features of desktop made of heavy and protective sheet

1. Beautiful; abrasion resistant; fire-proof rolled steel sheet smooth and safe.
2. High-strength; sturdy; of practical use; can't be easily damaged and chipped off.
3. Meeting general working requirements.



Engineering Practices




高分子桌面
Macromolecular desktop



Engineering Practices



Engineering Practices




不锈钢桌面
Stainless steel desktop



Engineering Practices



Engineering Practices



榉木桌面
Beechwood desktop



Engineering Practices

RWK 系列工作桌
RWK Series Worktable



型号Type:
RWK-1501
规格Spec:(W×D×H),mm
1500×750×800

规格spec:W×D×H 单位unit:mm



RWK-1501
• 规格(Spec):1500×750×800

RWK-1801
• 规格(Spec):1800×750×800

RWK-2101
• 规格(Spec):2100×750×800

RWK-S (搭配RSL411吊柜)

matched with RSL411 wall-mounted cabinet



RWK-S-1501
• 规格(Spec):1500×750×800
• 抽屉配置(Drawer Configuration): 1×200

RWK-S-1502
• 规格(Spec):1500×750×800
• 抽屉配置(Drawer Configuration): 2×150

RWK-S-1503
• 规格(Spec):1500×750×800
• 抽屉配置(Drawer Configuration): 2×75 + 1×150



RWK-S-1504
• 规格(Spec):1500×750×800
• 抽屉配置(Drawer Configuration): 1×100 + 1×150 + 1×300

RWK-S-1505
• 规格(Spec):1500×750×800
• 抽屉配置(Drawer Configuration): 2×75 + 1×150 + 1×250



RWK-F 系列工作桌
RWK-F Series Worktable



型号Type:
RWK-F-1502
规格Spec:(W×D×H),mm
1500×750×800
抽屉配置Drawer Configuration:
2×150

规格spec:W×D×H 单位unit:mm

1500×750×800



RWK-F-1501
• 规格(Spec):1500×750×800
• 抽屉配置(Drawer Configuration): 1×200

RWK-F-1502
• 规格(Spec):1500×750×800
• 抽屉配置(Drawer Configuration): 2×150

RWK-F-1503
• 规格(Spec):1500×750×800
• 抽屉配置(Drawer Configuration): 2×75 + 1×150

1800×750×800



RWK-F-1801
• 规格(Spec):1800×750×800
• 抽屉配置(Drawer Configuration): 1×200

RWK-F-1802
• 规格(Spec):1800×750×800
• 抽屉配置(Drawer Configuration): 2×150

RWK-F-1803
• 规格(Spec):1800×750×800
• 抽屉配置(Drawer Configuration): 2×75 + 1×150

2100×750×800



RWK-F-2101
• 规格(Spec):2100×750×800
• 抽屉配置(Drawer Configuration): 1×200

RWK-F-2102
• 规格(Spec):2100×750×800
• 抽屉配置(Drawer Configuration): 2×150

RWK-F-2103
• 规格(Spec):2100×750×800
• 抽屉配置(Drawer Configuration): 2×75 + 1×150



■ RWK-F 系列工作桌
RWK-F Series Worktable



型号Type:
RWK-F-1504
规格Spec:(W×D×H),mm
1500×750×800
抽屉配置Drawer Configuration:
2×75,1×150,1×250

规格spec:W×D×H 单位unit: mm

■ RWK-F 系列工作桌
RWK-F Series Worktable



型号Type:
RWK-2F-2104
规格Spec:(W×D×H),mm
2100×750×800
抽屉配置Drawer Configuration:
带2个RFL-06502工作柜 (with two RFL-06502 working cabinets)

规格spec:W×D×H 单位unit: mm

RWK-F (搭配工具柜)
(matched with tool cabinets)



RWK-F-1504
• 规格(Spec):1500×750×800
• 抽屉配置(Drawer Configuration):
2×75-1×150-1×250



RWK-FD-1504
• 规格(Spec):1500×750×800
• 抽屉配置(Drawer Configuration):
1×100-1×450(i 门 door)



RWK-F-1804
• 规格(Spec):1800×750×800
• 抽屉配置(Drawer Configuration):
2×75-1×150-1×250



RWK-FD-1804
• 规格(Spec):1800×750×800
• 抽屉配置(Drawer Configuration):
1×100-1×450(i 门 door)



RWK-F-2104
• 规格(Spec):2100×750×800
• 抽屉配置(Drawer Configuration):
2×75-1×150-1×250



RWK-FD-2104
• 规格(Spec):2100×750×800
• 抽屉配置(Drawer Configuration):
1×100-1×450(i 门 door)



* RWK-S 系列是RWK 工作台加RFL411系列吊柜、着地柜
该系列所带吊柜为564×572(W×D)
* RWK-S series is RWK worktables matched with RFL564 series wall-mounted cabinets and floor cabinets. The wall mounted cabinets of this series are: 564 x 572 (W X D)



桌面多样化选择
Diversified choices of desktop



RWK-2F-2104
• 规格(Spec):2100×750×800
• 抽屉配置(Drawer Configuration):
带2个RFL-06502工具柜
(with two RFL-06502 working cabinets)



RWK-2D-2104
• 规格(Spec):2100×750×800
• 抽屉配置(Drawer Configuration):
带2个RFLD-06501工具柜
(with two RFLD-06501 working cabinets)



RWK-FDD-2104
• 规格(Spec):2100×750×800
• 抽屉配置(Drawer Configuration):
带1个RFL-06502工具柜和1个RFLD-06501工具柜
(with 1 RFL-06502 tool cabinet and 1 RFLD-06501 tool cabinet)



RWK-2F-2105
• 规格(Spec):2100×750×800
• 抽屉配置(Drawer Configuration):
配2个RFL-06501工具柜
(with 2 RFL-06501 tool cabinets)



RWK-2F-2106
• 规格(Spec):2100×750×800
• 抽屉配置(Drawer Configuration):
配2个RFL-06503工具柜
(with 2 RFL-06503 tool cabinets)



RWK-2F-2107
• 规格(Spec):2100×750×800
• 抽屉配置(Drawer Configuration):
配1个RFL-06502和1个RFL-06503工具柜
(with 1 RFL-06502 tool cabinet and 1 RFL-06503 tool cabinet)



桌面多样化选择
Diversified choices of desktop



RWK-FM (搭配移动工具柜)
Matched with mobile tool cabinets



RWK-FM-1501
• 规格(Spec): 1500×750×800
• 配置(Configuration): 配1个RFLM-06551工具车
(with 1 RFLM-06551 tool trolley)



RWK-FM-1801
• 规格(Spec): 1800×750×800
• 配置(Configuration): 配1个RFLM-06551工具车
(with 1 RFLM-06551 tool trolley)



RWK-FM-2101
• 规格(Spec): 2100×750×800
• 配置(Configuration): 配1个RFLM-06551工具车
(with 1 RFLM-06551 tool trolley)



RWK-T-1501\1801\2101
• 规格(Spec): 1500\1800\2100×750×800
• 工作台脚可调节高度100-300MM
Adjustable height of worktable legs 100-300MM

Different styles matched with distinct colors



不同的造型，不同颜色搭配



桌面多样化选择
Diversified choices of desktop





RWK-F-1504D
• 规格(Spec):1500×750×800
• 抽屉配置(Drawer Configuration):
配1个RFL-06502工具柜和挂板支架
(with 1 RFL-06502 tool cabinet and bracket for hanging plate)



RWK-F-1804D
• 规格(Spec):1800×750×800
• 抽屉配置(Drawer Configuration):
配1个RFL-06502工具柜和挂板支架
(with 1 RFL-06502 tool cabinet and bracket for hanging plate)



RWK-F-2104D
• 规格(Spec):2100×750×800
• 抽屉配置(Drawer Configuration):
配1个RFL-06502工具柜和挂板支架
(with 1 RFL-06502 tool cabinet and bracket for hanging plate)



RWK-2F-2104D
• 规格(Spec):2100×750×800
• 抽屉配置(Drawer Configuration):
配2个RFL-06502工具柜和挂板支架
(with 2 RFL-06502 tool cabinet and bracket for hanging plate)



■ **RWL-LK 系列 (轻型系列)**
RWL-LK Series (Light Series)



型号Type:	RWLK-2d-G
规格Spec:(W×D×H),mm	1500×700×(800+600)
抽屉配置Drawer Configuration:	2×150



- ◎ 桌面深度可选600、700、750,
- ◎ 长度可选1200/1500/1800,
- ◎ 该工作台台面厚度为30MM,
- ◎ 台面有高分子/防火板/不锈钢/榉木/层压板多种选择。
- ◎ 抽屉导轨为三节导轨,可100%抽出,每层载重30-40kg。

- Worktable height could be 600, 700 or 750.
- Length could be 1200, 1500 or 1800.
- Desktop thickness could be 20 MM.
- The desktop could be made by macromolecules, fire-proof plate, stainless steel, samples or plywood.
- The drawer is designed with 3-section slide which can be fully pulled out.



RWLK
•规格(Spec):1500×700×800
•抽屉配置(Drawer Configuration):
无(none)



RWLK-d
•规格(Spec):1500×700×800
•抽屉配置(Drawer Configuration):
1×200抽屉 (drawers)



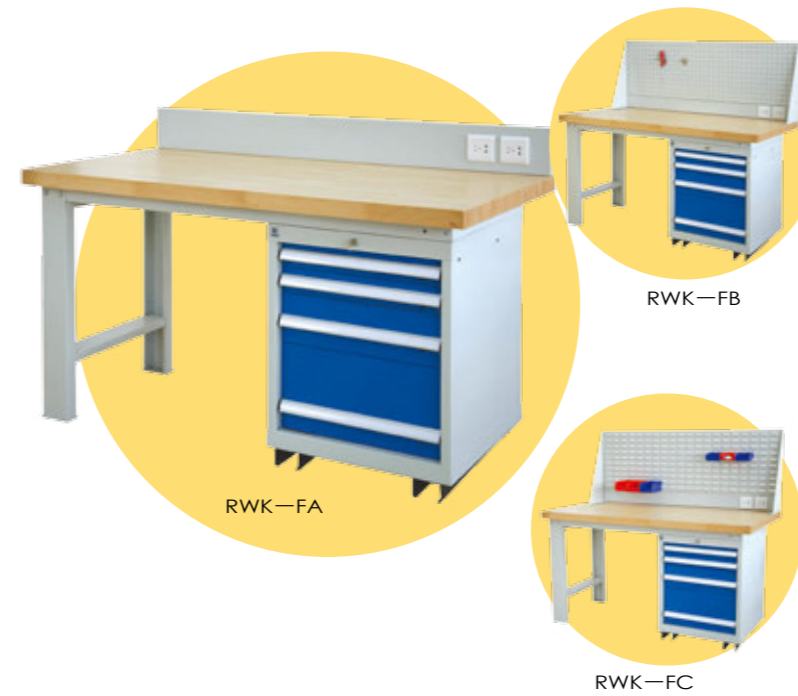
RWLK-2d
•规格(Spec):1500×700×800
•抽屉配置(Drawer Configuration):
2×150抽屉 (drawers)



RWLK-LG
•规格(Spec):1500×700×800
•抽屉配置(Drawer Configuration):
无(none)



RWLK-2d-G
•规格(Spec):1500×700×(800+600)
•抽屉配置(Drawer Configuration):
2×150抽屉 (drawers)



■ **RWK 工作台加装附件型**

RWK Worktables equipped with accessories

工作台附件:

- 1、可加装挂板、支架、台虎钳
- 2、挂板可选百叶、方孔,配合背挂零件盒、挂钩使用

Worktable accessories


- 1.Can be equipped with hanging plate, bracket and vice.
2. The hanging plate can be designed with louvers or square holes, used with back-mounted parts boxes and hooks.

挂板支架选择


bracket selection for hanging plate



搁板型shelving type



挂板 搁板照明综合型
combined illumination type of hanging plate and shelving



挂板型
combined illumination type of hanging plate and shelving



加装台虎钳型(钢板桌面)
equipped with vice (steel desktop)



加装挂板和搁板型
equipped with hanging plate and shelving

■ RWMK 系列工作桌 (桦木桌面)

RWMK Series Worktable
(Beechwood Desktop)



连接形式(connection form)



文件夹 folder



专用把手 special handle

型号Type:	RWMK-2-G
规格Spec:(W×D×H),mm	1150×650×(920+450)
抽屉配置Drawer Configuration:	1×100,2×150,1×250右侧带1×650门带一层搁板 (with 1 X 650 door on the right and one layer of shelving)



RWMK-1
• 规格(Spec):1150×650×920
• 抽屉配置(Drawer Configuration):
2×200,1×250,右侧带1×650门,带一层搁板
(with 1 X 650 door on the right and one layer of shelving)



RWMK-2
• 规格(Spec):1150×650×920
• 抽屉配置(Drawer Configuration):
1×100,2×150,1×250,右侧带1×650门,带一层搁板
(with 1 X 650 door on the right and one layer of shelving)



RWMK-3
• 规格(Spec):1150×650×920
• 抽屉配置(Drawer Configuration):
左侧2×200,1×250抽屉
右侧1×150抽屉, 1×500门,带一层搁板
(1X150 drawer, 1X500 door and one layer of shelving on the right)



RWMK-4
• 规格(Spec):1150×650×920
• 抽屉配置(Drawer Configuration):
1×150大抽屉,2×150,1×200小抽屉和1×500门,
带一层搁板
small drawers and 1×500 door, with one layer of shelving.



RWMK-5
• 规格(Spec):1090×572×900
• 抽屉配置(Drawer Configuration):
1×150大抽屉,4×150,2×200小抽屉 (small drawers)



■ RBMK 系列工作桌 (防滑胶垫桌面)

RBMK Series Worktable (desktop with anti-skip pads)



RBMK-1
• 规格(Spec):1090×572×900
• 抽屉配置(Drawer Configuration):
2×200,1×250,右侧带1×650门,带一层搁板
(with 1X650 door and one layer of shelving on the right)



RBMK-2
• 规格(Spec):1090×572×900
• 抽屉配置(Drawer Configuration):
1×100,2×150,1×250,右侧带1×650门,带一层搁板
(with 1X650 door and one layer of shelving on the right)



防滑桌面胶垫 Antiskid table pad



RBMK-3
• 规格(Spec):1090×572×920
• 抽屉配置(Drawer Configuration):
左侧2×200,1×250抽屉,
右侧1×150抽屉, 1×500门,带一层搁板
(with left 2×200,1×250drawer, right 1×150drawer, 1X500 door and one layer of shelving)



RBMK-4
• 规格(Spec):1090×572×900
• 抽屉配置(Drawer Configuration):
1×150大抽屉,2×150,1×200小抽屉和1×500门,带一层搁板
1×150 large drawer, 2×150,1×200 small drawer and 1×500 door, with one layer of shelving



RBMK-5
• 规格(Spec):1090×572×900
• 抽屉配置(Drawer Configuration):
1×150大抽屉,4×150,2×200小抽屉
1×150 large drawer, 4×150, 2×200 small drawers.




使用范例 application example



使用范例 application example

RDMK铸铁工作台 RDMK Cast Iron Worktable



铸铁工作台专用刮研工艺，材料采用HT200灰口铸铁，按JG/T7974-99标准制造用以工件、模具的检测、划线和平面基准器具以及研磨，表面精度可达0级。

Cast iron worktable is made from grey cast iron by special scraping technique, used for detecting work-pieces and moulds, marking, grinding and datum plane. Its surface precision can be up to 0.

常用型号 Common Types	外形尺寸 Dimension (WxDxH)	铸铁厚度 Cast Iron Thickness	精度可选 Optional Precision
Rdmk-1	600×500×700	95	1, 0级
Rdmk-2	800×500×700	140	1, 0级
Rdmk-3	1000×800×700	180	1, 0级
Rdmk-4	1500×1000×700	220	1, 0级
Rdmk-5	2000×1000×700	260	1, 0级
Rdmk-6	2500×2000×700	300	1, 0级



铸铁平台 cast iron platform



注：①铸铁平台精度一般1.0级选 ②抽屉可选配

Note: ① the precision of cast iron platform generally belongs to level 1.0.

② Drawers are optional.



Engineering Practices

RA-1 PU聚氨酯/PU防静电工作椅 (RA-1) PU/PU Static Free Chair



- 依据工业环境设计，耐用、坚实美观
- 可选PU聚氨酯坐垫/夹板垫/仿皮坐垫/泡棉坐垫
- 五星架座或滑轮架座
- It is designed according to industrial environment. It is endurable, secure and looks beautiful.
- PU cushion/plywood cushion/faux leather cushion/sponge cushion are optional.
- Five-star saddle or saddle of pulleys



(RA-2)多层复合板桌椅
(Multi-layer Wood Chairs)



普通工作椅 (RA-3)
(Ordinary Chairs)

(RA-3K)



(RA-4) 高脚抗疲劳椅
(high anti-fatigue chairs)



(RA-5)PU聚氨酯椅 (PU Chairs)



(RA-6)泡棉工作椅(Sponge Chairs)

■ 储物柜(重量型) Locker (Heavy-load Type)

型号Type:
RCW-4
规格Spec:(W×D×H),mm
1080×500×1800
配置 Configuration:
4层搁板 layers of shelves

型号Type:
RCW-2
规格Spec:(W×D×H),mm
900×500×1800
配置 Configuration:
4层搁板 layers of shelves

■ 储物柜(重量型) Locker (Heavy-load Type)

型号Type:
RDW-2
规格Spec:(W×D×H),mm
900×500×1800
配置 Configuration:
2×150抽屉 (drawers),
8层可调搁板 (8 layers of adjustable shelving)

标准RDW无背后挂板, 上部下部各有一层搁板)
No back-mounted plates on standard RDW lockers. There is a layer of shelving on the upper and lower part respectively)

型号 Type	规格尺寸 Specifications/dimensions (W×D×H)	配置 Configuration
RCW-1	900×500×1050	2块搁板
RCW-2	900×500×1800	3-5块搁板
RCW-3	1080×500×1050	2块搁板
RCW-4	1080×500×1800	3-4块搁板
RCW-5	1080×500×1950	4-5块搁板

储物柜是一种适合大件和包裹物品存放的器具, 有别于一般工具柜的精密、细致摆放, 是最常用的存放工具。耐磨镀锌搁板每层可承重100kg
Locker is suitable for storing large articles and packages. It is different from general tool cabinets in terms of precision. It is most commonly used for storage. Each layer of abrasion-resistant galvanized shelving can bear a weight of 100kg.



RDW-3
规格(spec): 900×500×1800(W×D×H)
配置 (configuration):
1×75.2×150抽屉 drawers,
3层可调搁板 (3 layers of adjustable shelving)



RDW-1
规格 (spec): 900×500×1800(W×D×H)
配置 (configuration):
4层可调搁板
(4 layers of adjustable shelving)



RDW-2
规格 (spec): 900×500×1800(W×D×H)
配置 (configuration):
2×150抽屉(drawers), 3层可调搁板
(3 layers of adjustable shelving)



RDWS-2
规格 (spec): 900×500×1800(W×D×H)
配置 (configuration):
4×150抽屉 (drawers), 6层可调搁板
(6 layers of adjustable shelving)




RDWS-3
规格 (spec): 900×500×1800(W×D×H)
配置 (configuration):
6×150抽屉(drawers), 6层可调搁板
(6 layers of adjustable shelving)



RDWS-1
规格 (spec): 900×500×1800(W×D×H)
配置 (configuration):
6层可调搁板
6 layers of adjustable shelving

■ 综合型储物柜 Integrated Locker



零件挂盒
Wall-mounted parts boxes



挂钩
Hanger

型号Type:
RDWL-K-3G/a
规格Spec:(W×D×H),mm
1100×600×1800
配置 Configuration:
抽屉 7层搁板 (7 layers of shelving)

综合型储物柜是结合了重量型柜和物料柜的功能特点，配上专用的零件盒挂板钩，具有美观和储存功能强大的优点。

Integrated locker is equipped with special parts boxes, hanging plate and hooks in combination with the functional characteristics of heavy-load cabinets and material cabinets. It looks beautiful with powerful storage functions.



RDWL-K-2G/a
规格 (spec): 1023×600×1800(W×D×H)
配置 (configuration): 2×200抽屉drawers
(2层搁板) (with 2 layers of shelving)



RDWL-K-3G/b
规格 (spec): 1100×600×1800(W×D×H)
配置 (configuration): 3×200抽屉drawers
(5层搁板) (5 layers of shelving)



RDWL-K-2G
规格 (spec): 1100×600×1800(W×D×H)
配置 (configuration): 2×200抽屉drawers
(3层搁板) (3 layers of shelving)



RDWB-1
规格 (spec): 1000×500×1950(W×D×H)



RDWB-3G
规格 (spec): 1000×500×1950(W×D×H)



RDWB-a
规格 (spec): 1000×500×1950(W×D×H)




RDWG-a
规格 (spec): 1000×500×1950(W×D×H)



RDWG-3G/a
规格 (spec): 1000×500×1950(W×D×H)



RDWG-3G/b
规格 (spec): 1000×500×1950(W×D×H)



RDWF-1
规格 (spec): 1000×300×1500(WDH)

RDWF-2
规格 (spec): 1100×400×1600(WDH)



移门图效 (门宽1000以上皆有移门选择)
Sliding Door (sliding door is an option when the door is over 1,000 wide)

*RDWB为门是有机玻璃，可视型
RDWB doors are made from organic glass and they are visible.



刀具储运系列 Cutting tool storage cabinets




型号Type:
RCNT-1
规格Spec:(W×D×H),mm
1100×600×800
配置 Configuration:
5个RCDL刀具座
Configuration: 5 RCDL cutting tool holders

- 1、美观大方的造型，人性化的设计，使刀具座搬运过程中轻松方便存取。
- 2、置物台上粘贴防滑垫，可以临时放置刀具和物品。
- 3、文件夹板用于临时存放图纸和文件。
- 4、专门设计的人字形孔配合挂片，可使刀具座水平或15度、30度倾斜放置，方便刀具取用。
- 5、聚氨酯脚轮，前两个定向，后两个方向带刹，便于推行中控制方向。
- 6、可存放RCDL标准刀具座。

1. Beautiful and elegant styles and humanized design make cutting tool holders conveniently accessed during moving.
2. Anti-skid mats are stuck on shelving stand in which cutting tools and articles can be temporarily placed.
3. Sandwich panel is used for temporal storage of drawings and files.
4. With the special design of herringbone hole and veneer, cutting tools can be horizontally placed, or inclined at an angle of 15° or 30°, they can be conveniently accessed.
5. For PU caster wheels, those two in front are fixed at certain position, while other two at back are designed with brakes, so the direction can be easily controlled during moving.
6. Standard RCDL cutting tool holders can be stored.



RCNT-1-d
规格 spec(W×D×H): 1100×600×800
配置 Configuration:
5个RCDL刀具座和一个抽屉
(5 RCDL cutting tool holders and a drawer)



*以上标准系列，模块化设计，RCDL刀具座可互为使用
*Above standard series, modularized design and RCDL cutting tool holders can be alternatively used

型号 Type	规格尺寸 Specifications/dimensions (W×D×H)	配置 Configuration	备注 Remark
RCNT-1-N30	1100×600×800	配BT30刀具座5个 (5 BT30 cutting tool holders)	可放25把BT30刀柄 Holding 25 BT30 cutter shanks
RCNT-1-N40	1100×600×800	配BT40刀具座5个 (5 BT40 cutting tool holders)	可放25把BT40刀柄 Holding 25 BT40 cutter shanks
RCNT-1-N50	1100×600×800	配BT50刀具座5个 (5 BT50 cutting tool holders)	可放20把BT50刀柄 Holding 20 BT50 cutter shanks
RCNT-1-N63	1100×600×800	配HSK63刀具座5个 (5 HSK63 cutting tool holders)	可放25把HSK63刀柄 Holding 25 HSK63 cutter shanks
RCNT-1-N80	1100×600×800	配HSK80刀具座5个 (5 HSK80 cutting tool holders)	可放25把HSK80刀柄 Holding 25 HSK80 cutter shanks
RCNT-1-N100	1100×600×800	配HSK100刀具座5个 (5 HSK cutting tool holders)	可放20把HSK100刀柄 Holding 20 HSK100 cutter shanks

刀具橱（封闭式和开放式） Cutting Tool Cabinets (Close and Open Type)

- 1、可存放RCDL标准刀具座。
- 2、侧板采用人字孔设计，安装刀具方便。
- 3、刀具座车架中的放置可以通过挂片调整为15度、30度。
- 4、刀具架的密闭形式，防尘、安全，适合于刀库的使用与管理。

1. Storing standard RCDL cutting tool holders.
2. They are designed with herringbone holes on side frames, so cutting tools can be installed conveniently.
3. The cutting tool can be inclined at an angle of 15° or 30° by adjusting the veneer.
4. Close type cutting tool holders are dust-proof and safe, suitable for the application and management of cutter storehouses.



RCCB-1
规格 spec(W×D×H): 738×526×1800



封闭式刀具橱
Close-type Cutting Tool Cabinets
RCCA-1
规格 spec(W×D×H): 738×526×1800

型号 Type	规格尺寸 Specifications/dimensions (W×D×H)	配置 Configuration	备注 Remark
RCCA-1-N30	738×526×1800	配BT30刀具座6个 (6 BT30 cutting tool holders)	可放30把BT30刀柄 holding 30 BT30 cutter shanks
RCCA-1-N40	738×526×1800	配BT40刀具座6个 (6 BT40 cutting tool holders)	可放30把BT40刀柄 holding 30 BT40 cutter shanks
RCCA-1-N50	738×526×1800	配BT50刀具座6个 (6 BT50 cutting tool holders)	可放24把BT50刀柄 holding 24 BT50 cutter shanks
RCCA-1-N63	738×526×1800	配HSK63刀具座6个 (6 HSK63 cutting tool holders)	可放30把HSK63刀柄 holding 30 HSK63 cutter shanks
RCCA-1-N80	738×526×1800	配HSK80刀具座6个 (6 HSK80 cutting tool holders)	可放30把HSK80刀柄 holding 30 HSK80 cutter shanks
RCCA-1-N100	738×526×1800	配HSK100刀具座6个 (6 HSK100 cutting tool holders)	可放24把HSK100刀柄 holding 24 HSK100 cutter shanks

*以上标准系列，模块化设计，RCDL刀具座可互为使用
*Above standard series, modularized design and RCDL cutting tool holders can be alternatively used



■ 刀具柜车 Cutting Tool Cabinet (with caster wheels)

型号 Type:	RCNB-T-980-N40
规格 Spec:(W×D×H),mm	717×572×980
配置 Configuration:	2×100标准抽屉,1×400刀具抽屉 带4个RCDL标准刀具座和顶部24把BT40刀具 with 2X100 standard drawers, 1X400 drawer for cutting tools, 4 standard RCDL cutting tool holders and 24 BT40 cutting tools on the top.



- 1、是刀具柜加轮的综合体
- 2、专型放置,小型精密CNC刀具
- 3、适合CNC机床边作多功能机床柜用
- 4、抽屉存放RCDL标准刀具座,顶部也可放置临时使用刀具

1. These are cutting tool cabinets with caster wheels.
2. They are specially designed for small high-precision CNC cutting tools.
3. They are suitable for being used as multi-functional machine tool cabinets beside CNC machine tools.
4. Standard RCDL cutting tool holders are stored inside drawers and temporary cutting tools can be temporarily stored on the top.




RCNB-T-980
规格 spec(W×D×H): 717×572×980

型号 Type	规格尺寸 Specifications/dimensions (W×D×H)	配置 Configuration	备注 Remark
RCNB-T-980-N30	717×572×980	配BT30刀具座4个,顶部24把 4 BT30 cutting tool holders and 24 holders at top	可放44把BT30刀具座 holding 44 BT30 cutting tool holders
RCNB-T-980-N40	717×572×980	配BT40刀具座4个,顶部24把 4 BT40 cutting tool holders and 24 holders at top	可放44把BT40刀具座 holding 44 BT40 cutting tool holders
RCNB-T-980-N50	717×572×980	配BT50刀具座4个,顶部20把 4 BT50 cutting tool holders and 24 holders at top	可放36把BT50刀具座 holding 36 BT50 cutting tool holders
RCNB-T-980-N63	717×572×980	配BT63刀具座4个,顶部20把 4 BT63 cutting tool holders and 20 holders at top	可放36把BT50刀具座 holding 36 BT50 cutting tool holders

型号 Type	规格尺寸 Specifications/dimensions (W×D×H)	配置 Configuration	备注 Remark
RCNB-T-1280-N30	717×572×1280	配BT30刀具座8个,顶部24把 8 BT30 cutting tool holders and 24 holders at top	可放64把BT30刀具座 holding 64 BT30 cutting tool holders
RCNB-T-1280-N40	717×572×1280	配BT40刀具座8个,顶部24把 8 BT40 cutting tool holders and 24 holders at top	可放64把BT40刀具座 holding 64 BT40 cutting tool holders
RCNB-T-1280-N50	717×572×1280	配BT50刀具座8个,顶部20把 8 BT50 cutting tool holders and 20 holders at top	可放52把BT50刀具座 holding 52 BT50 cutting tool holders
RCNB-T-1280-N63	717×572×1280	配BT63刀具座8个,顶部20把 8 BT63 cutting tool holders and 20 holders at top	可放52把HSK63刀具座 holding 52 HSK63 cutting tool holders



RCNB-T-1280
规格 spec(W×D×H): 717×572×1280



■ 刀具柜 Cutting Tool Cabinet

- 1、是工具柜和刀具柜两个模块的组合
- 2、专型存放小型精密CNC刀具
- 3、可加装脚轮作刀具搬运车用
- 4、长×宽: 717×572 (mm)
- 5、抽屉存放RCDL标准刀具座

1. Combination of tool cabinet and cutting tool cabinet.
2. Specially used for storing small high-precision CNC cutting tools.
3. Can be additionally equipped with caster wheel for moving.
4. length X width: 717×572(mm);
5. Standard RCDL cutting tool holders are stored inside drawers.

型号 Type	规格尺寸 Specifications/dimensions (W×D×H)	配置 Configuration	备注 Remark
RCNB-1020-N30	717×572×1020	配BT30刀具座8个 8 BT30 cutting tool holders	可放40把BT30刀柄 holding 40 BT30 cutter shanks
RCNB-1020-N40	717×572×1020	配BT40刀具座8个 8 BT40 cutting tool holders	可放40把BT40刀柄 holding 40 BT40 cutter shanks
RCNB-1020-N50	717×572×1020	配BT50刀具座8个 8 BT50 cutting tool holders	可放32把BT50刀柄 holding 32 BT40 cutter shanks
RCNB-1020-N63	717×572×1020	配HSK63刀具座8个 8 HSK63 cutting tool holders	可放40把HSK63刀柄 holding 40 HSK63 cutter shanks
RCNB-1020-N80	717×572×1020	配HSK80刀具座8个 8 HSK80 cutting tool holders	可放40把HSK80刀柄 holding 40 HSK80 cutter shanks
RCNB-1020-N100	717×572×1020	配HSK100刀具座8个 8 HSK100 cutting tool holders	可放32把HSK100刀柄 holding 32 HSK100 cutter shanks



综合型刀具柜 integrated cutting tool cabinet



Engineering Practices

*以上标准系列, 模块化设计, RCDL刀具座可互或使用
*Above standard series, modularized design and RCDL cutting tool holders can be alternatively used



简易刀具推车
Simple cutting tool trolley
RNCS-1
规格 spec(W×D×H): 717×572×880



简易刀具架
Simple cutting tool rack
RNCS-2
规格 spec(W×D×H): 1000×605×1065



可移动刀具架
Mobile cutting tool rack
RNCS-3
规格 spec(W×D×H): 1000×605×1130

刀具座

Cutting tool holder

1. 刀套座为刀具储运系列产品的的基本部件, 可与刀具车、刀具柜和抽屉式刀具柜配合使用。
2. 配置在刀套座上的刀套的材质为ABS。
3. 刀套座配有模数孔和可以拆卸的刀套固定板, 可将不同规格的刀套装在一个刀套座上。

1. Cutting tool holder is basic components for products storing and transporting cutting tools. It can be used in combination with cutting tool cabinets and drawer-type cutting tool cabinets.
2. The cutter sleeve on the cutting tool holder is ABS.
3. Cutting tool holder is equipped with holes and detachable sleeve fixing plate. Sleeves of different specs can be installed on the cutting tool holder.



刀具加工中心库
Cutting tool machining center

配置BT30刀套	配置BT40刀套	配置BT50刀套	配置HSK63刀套	配置HSK100刀套
BT30刀套: 适配7个/刀座	BT40刀套: 适配5个/刀座	BT50刀套: 适配4个/刀座	HSK40刀套: 适配5个/刀座	TR36和HSK63刀套配合使用: 适配4个/刀座
HSK50刀套: 适配4个/刀座	HSK63刀套: 适配4个/刀座	HSK80刀套: 适配3个/刀座	HSK100刀套: 适配3个/刀座	TR36

*以上标准系列, 模块化设计, RCCL刀具座可互为使用
*Above standard series, modularized design and RCCL cutting tool holders can be alternatively used

多功能轻型刀具车

Multi-functional Light Cutting Tool Trolley



型号Type:	RCNS-T-N40
规格Spec:(W×D×H),mm	1050×490×920
配置 Configuration:	20把BT40刀柄 2层搁板 20 BT40 cutter shanks two-layer shelving

- 多功能轻型刀具车是新开发的一款多功能刀具车, 造型设计大方, 拆装简易方便
- 车身前部设计置物台, 可临时放置刀具和物品。
- 文件夹板可临时存放图纸和文件
- 专用的塑料手柄美观且符合人性化设计
- 车身下部还可根据需要存放各种装配物品

- Multi-functional light cutting tool trolley is newly developed with elegant styles, which can be detached and assembled easily and conveniently.
- The trolley is equipped with article rack in front where cutting tools and articles can be placed temporarily.
- Sandwich panels are used for temporary storage of drawings and files.
- Special plastic handle looks beautiful and is designed humanistic.
- Various articles to be assembled can be stored in the lower part of the trolley if needed.



置物台架
Article Rack



文件夹板
sandwich panel for files



可自由拆装
can be freely detached and assembled



专用推手 (*专利申请中)
special handle (patent pending)



简配型
Simple Assembly Type



RCNS-T型 Type

型号 Type	规格Specifications (W×D×H)	备注 Remark
RCNS-T-N30	1050×490×920	可放20把BT30刀柄 Holding 20 BT30 cutter shanks
RCNS-T-N40	1050×490×920	可放20把BT40刀柄 Holding 20 BT40 cutter shank
RCNS-T-N50	1050×490×920	可放20把BT50刀柄 Holding 20 BT50 cutter shanks
RCNS-T-N63	1050×490×920	可放20把BT63刀柄 Holding 20 BT63 cutter shanks



RAF96(S)
规格spec (W×D×H):
960×610×1450


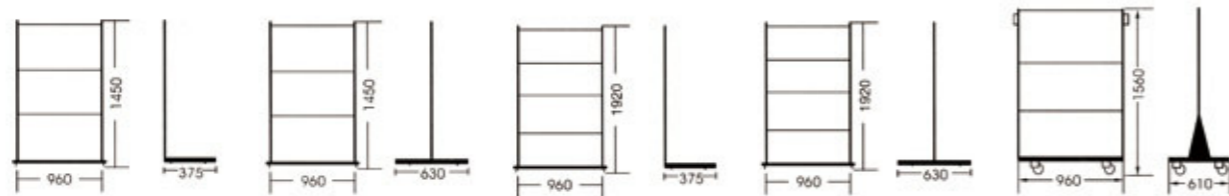
RAF96(D)-Z
规格spec (W×D×H):
1880×610×1920

RAF96(T)
规格spec (W×D×H):
960×610×1560

物料整理架

Hanger Racks for Materials




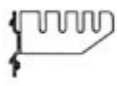













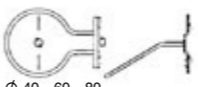



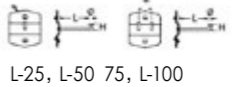

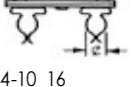



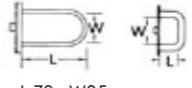



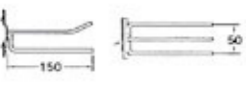
- 整理架适用于物料搬运、物品归位、机器安装和零件的临时存放。
- 挂板选择: 百叶板、方孔板
- 配件选择: 百叶板与背挂零件盒搭配使用, 方孔板与挂钩搭配使用。
- Hanger racks are applicable for moving materials, putting articles back to the original position, machine installation and temporary storage of parts.
- Hanging plates available for options: louvered plates and square-hole plates.
- Selection of accessories: louvered plates used in combination with back-mounted parts boxes. Use square-hole plate with hangers.




挂钩

Hanger

方孔挂板配合挂钩的使用
Combined use of square holes and hanging plate

<p>六角扳手架 rack for hex key wrench set</p>  	<p>锯用挂钩 saw hanger</p>  	<p>套筒挂钩 sleeve hanger</p>  	<p>分类盒托 pallet for category boxes</p>   <p>L-55 75</p>
<p>直单挂钩 single straight hanger</p>   <p>L-25 100</p>	<p>大挂钩 large hanger</p>   <p>L-50 100 150</p>	<p>扳手架 wrench rack</p>  	<p>螺丝刀架 screwdriver rack</p>  
<p>圆形挂钩 round hanger</p>   <p>φ-40 60 80</p>	<p>钻头架 drill bit rack</p>   <p>L-390 17孔</p>	<p>小挂钩 small hanger</p>   <p>L-25, L-50 75, L-100</p>	<p>双弹簧夹 double spring clip</p>   <p>4-10 16</p>
<p>六杆挂钩 six-bar hanger</p>   <p>L-120</p>	<p>U型挂钩 U-shaped hanger</p>   <p>L-70 W35 L-23 W35</p>	<p>杆件托架 Bar Bracket</p>   <p>φ-60 100</p>	<p>钳类挂具 hanging tools for wrench</p>   <p>L-150</p>

■ 零件整理箱 Parts Cabinet



- 适合工厂、办公室各种小型零件、物料、文具用品之储存使用。
- 每个可以分隔空间，增加分类功能。
- 彩色标示管理，可标明抽屉内存放物品及规格，提高管理效率。

- They are suitable for storing various small parts, materials and stationeries in offices and plants.
- Each can be divided into several compartments, with functions in classification.
- Color-mark management is implemented. The articles stored inside drawers and specs can be labeled to improve management efficiency.




规格spec:W×D×H 单位unit: mm



RAH-324
740×600×283
抽屉(drawer) 24层(layers)



RAH-330
880×600×283
抽屉(drawer) 30层(layers)



RAH-330-1
880×600×283
抽屉(drawer) 30层(layers)



RDH-440
645×520×230
抽屉(drawer) 40层(layers)



RBH-324
650×460×245
抽屉(drawer) 24层(layers)



RBH-440
645×520×230
抽屉(drawer) 40层(layers)



RBH-440-1
645×520×230
抽屉(drawer) 40层(layers)



RDH-575
940×650×230
抽屉(drawer) 75层(layers)



RBH

RAH

	RBH抽屉 Drawer	RAH抽屉 Drawer
材质 material quality	PS、ABS	PS、ABS
外尺寸 outer dimension	H78×W117×D240	H78×W116×D280
内尺寸 inner dimension	H71×W111×D215	H71×W158×D255

*型号、编号具体以报价的书面尺寸为准
*The type and code are subject to the written dimensions indicated on the Offer.

■ 工具车(轻量型) Tool Trolley (Light)

该型工具车轻量美观,大量运用于汽车、电子行业的维修与装配,使用方便。
This type of tool trolleys is light and beautiful, widely used for maintenance and assembly of automobile and electronic industries conveniently.



RTB688-A
规格spec(W×D×H):
688×458×735



LRA型导轨(LRA guide rail)
88%抽出(pulled by 88%)
载重(load) 20Kg

LDRA型导轨(LDRA guide rail)
100%抽出(fully pulled)
载重(load) 30—50Kg



RTB688-A
规格spec(W×D×H):
688×458×735



RTB688-B
规格spec(W×D×H):
688×458×735



RTB688-A1
规格pec(W×D×H):
688×458×735



RTB688-C1
规格spec(W×D×H):
680×458×860



RTB688-C2
规格spec(W×D×H):
680×458×860



RTB688-C3
规格spec(W×D×H):
680×458×860



RYWL
荣誉工程案例

■ 工具车(轻量型) Tool Trolley (Light)

RTB这款工具车也可做移动工作台面，顶部配有工作台面，可加装轻型台虎钳
RTB tool trolleys can be used as mobile worktables on which there are desktop. They can be equipped with light vice.



RTB1035
规格spec(W×D×H):
1035×458×897



RTBN700-a
规格spec(W×D×H):
700×490×940

RTBN是一款新开发的多功能工具车，外观新颖大方，八边形棱角设计，现加强了车身强度，又利用了外部挂物、置物空间，结合专用的手柄，是不可多得的移动小助手。
RTBN tool trolley is newly developed with multiple functions. It looks novel and elegant with a design of octangle. Now the bodywork strength is enhanced, while exterior space for hanging and placing articles is available, integrated with special handle, so it is a series of rare mobile assistants.

■ 轻型放置工具箱 Light Toolbox



RTBT3004
规格spec(W×D×H):
668×316×386



RTBT3012
规格spec(W×D×H):
668×445×491



置物夹板仓
sandwich panel for
placing articles

专用手柄*专利申请中
Patent pending for special handle



ABS顶板(选配, 耐酸、碱、耐磨、耐)
ABS top plate (optional, acid/alkali proof, abrasion resistant)

■ 静音推车 Mute Trolley

除了车板、脚轮采用了高性能树脂外，本产品的脚轮采用了独特的静音设计，使车在行走中达到静音化。
自重减轻，车板、脚轮采用高性能树脂，使本产品的自重达到轻量化。
Trolley plate and caster wheels are made from high-performance resin. Besides, caster wheels are uniquely designed to be mute, in order that the trolley makes no sound during moving.
The dead weight declines, while high-performance resin is utilized for trolley plate and caster wheels, due to which the product is very light.




*静音脚轮
Mute Caster Wheels



轮架采用特殊尼龙加各种其他成份组成，耐腐蚀、韧性强、抗冲击。脚轮橡胶，以天然橡胶为主，具备良好的弹性、耐磨损、无拖痕。

Wheel carrier is made from special nylon and other compositions, so it is corrosion-resistant of high tenacity and good shock resistant properties. Natural rubber is primarily used for caster wheels. It is relatively flexible and abrasion resistant, leaving no drag marks.

*防滑设计
Anti-skid design



塑料车板
Plastic trolley plate

防滑设计
Anti-skid design

*刹止设计
Brake design



刹车架(适用于PLA系列)
Brake support (applicable for PLA series)



PLA150-DX 折倒式扶手
Folded handrail

PLA150-T2 二层车板式
Double-layer plate

PLA200M1 固定式扶手
Fixed handle

PLA200M1-DX 折倒式扶手
Folded handrail

车板外形: (dimension of trolley plate):	730(L)×490(W)mm	730(L)×490(W)mm	825(L)×500(W)mm	825(L)×500(W)mm
车板高度 (height of trolley plate):	170mm	下层车板高度(height of lower plate): 170mm 上层车板高度(height of upper plate): 680mm 上下车板间隔(distance between plates): 470mm	180mm	180mm
扶手高度 (handrail height):	890mm	860mm	860mm	860mm
脚轮直径 (diameter of caster wheel):	100mm	100mm	100mm	100mm
自重 (dead weight):	11.5kg	14kg	11kg	12kg
最大载重 (max load):	150kg	150kg	200kg	200kg

■ 静音推车 Mute Trolley



	PLA250 固定式扶手 Fixed handle	PLA250-DX 折倒式扶手 Folded handrail	PLA250-T2 二层车板式 Double-layer plate	PLA300 固定式扶手 Fixed handle
车板外形: (dimension of trolley plate):	825(L)×500(W)mm	825(L)×500(W)mm	825(L)×500(W)mm	910(L)×600(W)mm
车板高度 (height of trolley plate):	215mm	215mm	下层车板高度(height of lower plate): 215mm 上层车板高度(height of upper plate): 725mm 上下车板间隔(distance between plates): 465mm	220mm
扶手高度 (handrail height):	890mm	890mm	915mm	890mm
脚轮直径 (diameter of caster wheel):	130mm	130mm	130mm	130mm
自重 (dead weight):	12kg	13kg	19.5kg	16kg
最大载重 (max load):	250kg	250kg	250kg	300kg



	PLA300Y-DX 折倒式扶手 Folded handrail	PLA300-T2 二层车板式 Double-layer plate	PLA300Y 网架车 Mesh trolley	PLA300-T2-HL-D 二层护栏式 Double-guardrail type
车板外形: (dimension of trolley plate):	910(L)×600(W)mm	910(L)×600(W)mm	910(L)×600(W)mm	910(L)×600(W)mm
车板高度 (height of trolley plate):	220mm	下层车板高度(height of lower plate): 220mm 上层车板高度(height of upper plate): 730mm 上下车板间隔(distance between plates): 465mm	200mm	下层车板高度(height of lower plate): 220mm 上层车板高度(height of upper plate): 730mm 上下车板间隔(distance between plates): 465mm
扶手高度 (handrail height):	890mm	920mm	890mm	920mm
脚轮直径 (diameter of caster wheel):	130mm	130mm	130mm	130mm
自重 (dead weight):	17kg	25.5kg	25kg	26.5kg
最大载重 (max load):	300kg	300kg	300kg	300kg



	PLA150Y-DX 折倒式扶手 Folded handrail	PLA150Y-T2 二层车板式 Double-layer plate	PLA150Y-DL 四轮地板车 4-wheel floor trolley	PLA250Y 固定式扶手 Fixed handle
车板外形: (dimension of trolley plate):	720(L)×456(W)mm	730(L)×456(W)mm	720(L)×456(W)mm	825(L)×500(W)mm
车板高度 (height of trolley plate):	145.5mm	下层车板高度(height of lower plate): 145.5mm 上层车板高度(height of upper plate): 641mm 上下车板间隔(distance between plates): 456mm	145.5mm	215mm
扶手高度 (handrail height):	860mm	821mm		860mm
脚轮直径 (diameter of caster wheel):	100mm	100mm	100mm	130mm
自重 (dead weight):	9kg	11kg	5.7kg	12kg
最大载重 (max load):	150kg	150kg	150kg	250kg

■ 全不锈钢推车 Stainless Steel Trolleys



	PLA150ST-DX 不锈钢折倒式扶手 Stainless steel folded handrail	PLA300ST 不锈钢固定式扶手 Stainless steel fixed handrail	PLA300ST-DX 不锈钢折倒式扶手 Stainless steel folded handrail
车板外形: (dimension of trolley plate):	730(L)×490(W)mm	910(L)×600(W)mm	910(L)×600(W)mm
车板高度 (height of trolley plate):	170.5mm	220mm	220mm
扶手高度 (handrail height):	890mm	890mm	890mm
脚轮直径 (diameter of caster wheel):	100mm	130mm	130mm
自重 (dead weight):	11.5kg	16kg	17kg
最大载重 (max load):	150kg	300kg	300kg

■ 实用推车 Trolley of Practical Use

这是车间最广泛运用的物流器具，具有快捷便利，提高生产效率的功效(除下述产品外，可根据自己盛放物品的需要制造各种不同规格、材质、尺寸的产品)。

It is the logistic instrument most widely used at workshops. It can be fastly and conveniently used, favorable for improving production efficiency. (In addition to following products, products of different specs, materials and dimensions can be manufactured based on customers' needs for storing articles.)



RTL-3D
规格spec(W×D×H):
760×550×800

RTL-2D
规格spec(W×D×H):
760×550×800

RTL-2D
规格spec(W×D×H):
1000×600×920

RWL-Y
规格spec(W×D×H):
1000×600×1020

■ 可拆卸型推车 Detachable Trolley

可拆卸型推车，轻巧、美观，全方向的聚脂脚轮，在狭窄的空间也可流动自如。Detachable trolley is light and looks beautiful. Omnidirectional caster wheels can freely move even at narrow space.



RTL-U-1

RTL-U-2

RTL-V-3D

	规格spec:W×D×H 单位unit:mm	
型号Type	RTL-U-1	RTL-U-2
规格spec	680×420×800	730×420×925

	规格spec:W×D×H 单位unit:mm	
型号Type	RTL-V-2D	RTL-V-3D
规格spec	785×465×930	785×465×930

■ RTLM多功能推车

Multi-functional RTLM Trolley

适用于多种车间生产、办公、库房等工作场所，可以根据需要，具体用途选配件组合成多种样式满足你各种需求。(自行拆装、运输方便)

It is applicable for various work places like workshop, offices and warehouses. It can be optionally equipped with diversified accessories if needed to meet different demands of yours.



RTLM-4

RTLM-6

RTLM-1



RTLM-1
规格spec(W×D×H):
900×550×920



RTLM-2
规格spec(W×D×H):
900×550×920



RTLM-3
规格spec(W×D×H):
900×550×920



RTLM-4
规格spec(W×D×H):
900×550×920



RTLM-5
规格spec(W×D×H):
900×550×920



RTLM-6
规格spec(W×D×H):
900×550×920

■ RTDM多功能台车

Multi-functional RTDM Bogie

适合于车间也适合于库房的多功能物流台车，选配层板、周转箱、围网可作物流、储存、装配的多种用途。

It is applicable for workshops and storehouses. It can be optionally equipped with veneer sheets, turnover boxes or mesh. It can be used for multiple purposes like logistics, storage and assembly.



RTDM-4
规格spec(W×D×H):
1380×585×1750



RTDM-1
规格spec(W×D×H):
1380×585×1750



RTDM-2
规格spec(W×D×H):
1380×585×1750



RTDM-3
规格spec(W×D×H):
1380×585×1750



RTDM-4
规格spec(W×D×H):
1380×585×1750



RTDM-2f
规格spec(W×D×H):
1380×585×1750



RTDM-5d
规格spec(W×D×H):
1380×585×1750



■ 物流板箱 Logistic Steel Boxes

全钢焊接而成, 牢固耐用, 专用的铲脚结构, 可堆叠也可方便铲车搬运, 最大载重1000-2000kg
They are secure and durable, welded by steel.
They are specially designed with shovel-type legs.
They can be stacked for convenient moving by forklifts. The maximum load is 1,000-2,000kg.

型号 Type	长D (mm)	宽W (mm)	高H (mm)	适合托盘 Suitable tray (mm)	载荷 Load (kg)
RNPS-1	800	500	650	1100x1000	600
RNPS-2	1000	800	850	1200x1000	1000
RNPS-3	1200	800	850	1200x1000	1500

RNPS-2
规格spec(W×D×H):
1000×800×850



不同颜色, 可翻折门
Folding doors of different colors



Engineering Practices



Engineering Practices



型号 Type	长D (mm)	宽W (mm)	高H (mm)	载荷 Load (kg)
RSP-1	1000	800	500	500
RSP-2	800	600	650	350
RSP-3	1200	950	650	800

■ 物流网箱 Logistic Mesh Boxes

物流网箱是存放产品的主要工位容器, 它适用范围广, 配合液压车和叉车使用更快捷, 更实用。*(可根据现场需要和产品特点加装尼龙板, EVA作产品分格定位)

Mesh boxes are major containers for product storage. They are extensively used and are more convenient and practical when used in combination with hydraulic truck and forklift. *(Nylong plates are optional based on field needs and product features. EVA is used for positioning products in different unit grids.)



不同颜色
different colors



四面围网型
(with mesh in four sides)

■ 油品堆放车 Pulleys for Oil Products



RWL-YK
规格spec(W×D×H):
1350×700×870



RWL-YKD
规格spec(W×D×H):
720×1125×760

■ 油品堆放架 (Shelf for Oil Products)



TPK-KY-1
规格spec(W×D×H):
200×800×285

TPK-KY-2
规格spec(W×D×H):
1200×1200×285

TPK-KY-3
规格spec(W×D×H):
1200×1200×415



上海荣彦物流设备有限公司
SHANGHAI RONG YAN SOLUTIONS ENGINEERING CO.,LTD

南通荣彦物流设备制造有限公司
NANTONG RONG YAN SOLUTIONS ENGINEERING CO.,LTD

总部地址：上海宝山工业园区城银路555号13幢1005-1006室
Head Office Address: Room 1005-1006, Building 13, No.555 Chengyin Road,
Baoshan City Industry Park Shanghai, 200444, China

二期工厂地址：江苏启东市滨海工业园区江洲路21号
Second-stage Factory: No.21 Jiangzhou Road, Binhai Industry Park Qidong, Jiangsu Province, China

一期工厂地址：江苏启东市城东工业区18号
First-stage Factory: No.18 East Industry Park Qidong, Jiangsu Province, China

电话 (TEL) : 021-31267886 36515166 36515163

传真 (FAX) : 021-36515169 邮编 (P.C) : 200444

E-MAIL: rywlsb@vip.126.com

网址: <http://www.rywlsb.com>

办事处:

